



12G-SDI Production / Broadcast Monitor

Broadcast / Production monitor for professional camcorder & DSLR Application for taking photos & making movies.



12G-SDI / 4K HDMI Signal

12G-SDI, 4K HDMI, 12G SFP+ and other signal transmission methods are integrated into this display, to avoid being lost in the choice question for video signals.

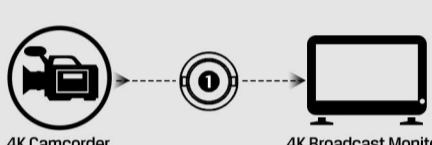
Equipped with 12G-SDI, 3G-SDI and HDMI 2.0 input/output interfaces, it can support up to 4096x2160 (60p, 50p, 30p, 25p, 24p) & 3840x2160 (60p, 50p, 30p, 25p, 24p) signal.

12G SFP+ interface, which allows to transmit 12-SDI signal via SFP optical module, is suitable for most broadcast field.

12G-SDI Single-Link

ST2082-10 1-12G-SDI

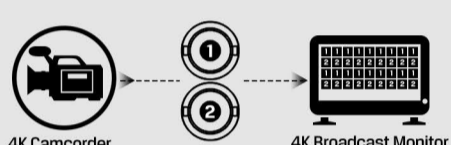
ST2081-10 1-6G-SDI



12G-SDI Dual-Link

ST2081-11 2-6G-SDI

ST425-3 2-3G-SDI



12G-SDI Quad-Link

ST425-3 4-HD-SDI

ST425-5 4-3G-SDI

▲ Square Division (4K mode)
● 2 Sample Interleave (4K mode)



Accurate Color Calibration

A specific calibration to reproduce the colors of the image color space. Color calibration supports the PRO/LTE version of LightSpace CMS by Light Illusion.



Color Temperature

According to the different senses of the pictures, filmmaker have their own preferences for different color temperatures. The default is 3200K / 5500K / 6500K / 7500K / 9300K five color temperature conditions, can also be customized according to user needs.

Gammas

Gamma redistributes tonal level closer to how our eyes perceive them. Since Gamma value is adjusted from 1.8 to 2.8, more bits would be left to describe the dark tones where the camera is relatively less sensitive.



Remote Control Application

Connect your computer to control the monitor via applications. The interfaces of RS422 In and RS422 Out can realize synchronization control of multiple monitors.

LAN / RS422

Select an appropriate port from LAN or RS422 to connect to the user's operating interface, allowing the application to identify the monitor before control.



Picture

Brightness, contrast, saturation, tint, sharpness, backlight and color temperature can be controlled in this pattern.



Marker

Skip the complex menu options and select necessary marker directly.



Function

Includes waveform, histogram, and other features in this pattern.



Source

Switch between four different SDI signals and single HDMI signal




Audio

Any audio channel can be matched and control level meter and audio vector.



UMD

Control the color of Tally, as well as the text format of the UMD.



Quad Split Multiview

In Quad-Split Multiview mode, any input signals can be selected and changed among 12G-SDI, 3G-SDI, HDMI2.0 and 12G-SFP+ Moreover, images can be differentiated with colorful borders to enhance the senses of monitoring.



The four images are allowed to select the input signal source separately, and cinematographers can also quickly switch between each input signal via physical buttons.



In the mode of quad split multiview, user can select any one input signal for audio/sound output, for example, SDI, HDMI or SFP+.

Audio Vector (Lissajous)

The Lissajous shape is generated by graphing the left signal on one axis against the right signal on the other axis. It used to test the phase of mono audio signal and phase relationships depends on its wavelength. Complex audio frequency usually will make the shape look like a complete mess so it is usually used in post production.

WAVEFORM

Quickly and easily check under or over exposure as well as color and white balance issues on pictures.

HISTOGRAM

A display that indicates how many of the pixels in a photo are at that given level of brightness.

FALSE COLOR

An image that depicts an object in colors that differ from those a photograph (a true-color image) would show. Supports ARRI, RED False color.

USER MARKERS

Adjusting the lines of four directions to shape any type of safety marker it can also weaken the sense of existence of the image outside the marker.

PEAKING FOCUS

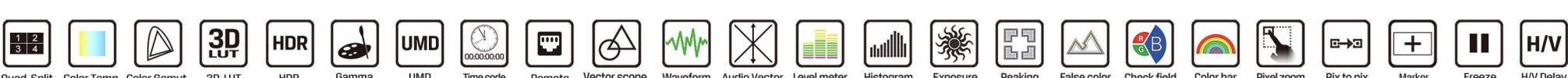
It highlights the areas that are in focus so you are able to quickly focus the camera and not miss crucial shots.

EXPOSURE

Areas of the image over a certain threshold are filled with a striped pattern to dramatically highlight areas where too much light is falling on the image sensor

Camera Auxiliary Functions

Provides plenty of auxiliary functions for taking photos and making movies, such as peaking, false color and audio level meter.




HDR

HDR OFF

HDR ON



3D LUT



HDR

When HDR is activated, the display reproduces a greater dynamic range of luminosity, allowing lighter and darker details to be displayed more clearly. Effectively enhancing the overall picture quality. Support ST2084 300 / ST2084 1000 / ST2084 10000 / HLG.

3D LUT

3D-LUT is a table for quickly looking up and output specific color data. By loading different 3D-LUT tables, it can quickly recombine color tone to form different color styles. Built-in 3D-LUT, featuring 17 default logs and 6 user logs.

- VESA 75/100MM HOLES
- V-LOCK BATTERY PLATE
- POWER SWITCH
- 12-24V DC POWER
- 12G SFP+
- HDMI 2.0 IN/OUT
- 12G/3G-SDI
- LAN IN
- GPI IN
- RS422 IN/OUT

Q15

51.4mm

Q23/Q24

45.7mm

Q31

47.4mm

267mm

376.4mm

454.7mm

Easy-to-use

F1-F4 user-definable buttons to custom auxiliary functions as shortcut, such as peaking, under scan and check field. Use the Dial to select and adjust the value among of sharpness, saturation, tint and volume, etc.

Base Mount
(Q15 / Q23 / Q24 / Q31)

Gimbal Bracket
(Q15)

Carrying Case
(Q15 / Q23 / Q24)

Rack Mount
(Q15)

SPECIFICATIONS

	Q15	Q23	Q24	Q31
Panel	15.6"	23.8"	23.6"	31.5"
Physical Resolution	3840×2160			
Aspect Ratio	16:9			
Brightness	330cd/m ²	300cd/m ²	300cd/m ²	350cd/m ²
Contrast	1000:1	1000:1	1000:1	1300:1
Viewing Angle	176°/ 176°(H/V)	178°/ 178°(H/V)	178°/ 178°(H/V)	178°/ 178°(H/V)
HDR	ST2084 300/1000/10000/HLG			
Supported Log formats	SLog2 / SLog3 / CLog / NLLog / ArriLog / JLog or User...			
Look up table (LUT) support	3D LUT (.cube format)			
Technology	Calibration to Rec-709 with optional calibration unit			
VIDEO INPUT	2×12G, 2×3G (Supported 4K-SDI Formats Single/Dual/Quad Link)			
VIDEO LOOP OUTPUT	1×12G SFP+(Fiber module for optional) 1×HDMI 2.0			
SUPPORTED FORMATS	2160p 24/25/30/50/60, 1080p 24/25/30/50/60, 1080pSF 24/25/30, 1080i 50/60, 720p 50/60...			
Audio In/Out (48kHz PCM Audio)	SDI 16ch 48kHz 24-bit HDMI 8ch 24-bit Ear Jack 3.5mm Built-in Speakers 2			
REMOTE CONTROL	RS422 In/out GPI 1 LAN 1			
POWER	Input Voltage DC 12-24V Power Consumption ≤32.5W (15V) / ≤54W (15V) / ≤55W (15V) / ≤65W (15V) Compatible batteries V-Lock or Anton Bauer Mount Input voltage (battery) 14.8V nominal			
ENVIRONMENT	Operating Temperature 0°C~40°C Storage Temperature -20°C~60°C			
OTHER	Dimension(LWD) 393 × 267 × 51.4mm / 567 × 376.4 × 45.7mm / 567 × 376.4 × 45.7mm / 717.5 × 454.7 × 47.4mm Weight 2.93kg / 7.4kg / 7.4kg / 12kg			

ACCESSORIES

STANDARD

OPTIONAL

